


Belanko™

the ideal
choice

Fitting switches is probably only one of the many tasks that you have to undertake. By making sure that installation is safe and easy, you are left with more time to tackle other tasks

EASY AND SAFE WIRING DEVICES COMPLIANT WITH SAFETY STANDARDS

- Choice of large or small rocker for switches
- 1500 W dimmer ideal for upgrade or retrofit
- Safety connected to power in different standards



▶▶▶ Switches



▶▶▶ Dimmers



▶▶▶ Socket outlets

MORE INFORMATION

Get detailed information on many digital or printed supports or contact our sales team




▶ Commercial brochure



▶ E-catalogue

Belanko™

single pole switches, push-buttons, double pole switches, dimmer and ventilation control



Technical characteristics [see e-catalogue](#)

Colour: White T084
 Material: Thermoplastic with glossy finish
 Dimensions: 86 x 86 x 9.5 mm (1 gang) / 86 x 146 x 9.5 mm (2 gang)
 Supplied with 2 screws M3.5 for BS boxes

Single pole switches 10 AX - 250 V~

Pack	Cat.Nos	Description
		Conform to BS EN 60669-1
		Small rocker
10	6 171 00	1 gang - 1-way switch
10	6 171 01	1 gang - 2-way switch
10	6 171 02	2 gang - 1-way switch
10	6 171 03	2 gang - 2-way switch
10	6 171 04	3 gang - 1-way switch
10	6 171 05	3 gang - 2-way switch
10	6 171 06	4 gang - 1-way switch
10	6 171 07	4 gang - 2-way switch
10	6 171 08	5 gang - 1-way switch
5	6 171 10	6 gang - 1-way switch
		Large rocker
10	6 170 00	1 gang - 1-way switch
10	6 170 01	1 gang - 2-way switch
10	6 170 09	Intermediate switch
10	6 170 02	2 gang - 1-way switch
10	6 170 03	2 gang - 2-way switch
10	6 170 04	3 gang - 1-way switch
10	6 170 05	3 gang - 2-way switch
10	6 170 06	4 gang - 1-way switch
10	6 170 07	4 gang - 2-way switch

Push-buttons 4 A - 250 V~

Pack	Cat.Nos	Description
		Conform to BS EN 60669-1
		Large rocker
10	6 170 11	Bell push

Architraves

Pack	Cat.Nos	Description
5	6 171 15	1 gang - 1-way
5	6 171 16	Bell push

Double pole switches 20 A - 250 V~

Pack	Cat.Nos	Description
10	6 170 70	1 gang - 1-way switch + red neon indicator
10	6 170 74	32 A - 250 V~ 1 gang - 1-way switch + red neon indicator, white rocker
10	6 170 75	45 A - 250 V~ 1 gang - 1-way switch
10	6 170 76	1 gang - 1-way switch + red neon indicator

Dimmers

Pack	Cat.Nos	Description
1	6 170 31	Push on/off and rotary dimmer - 50/60 Hz 1 gang - 2-way 60-1000 W (230 V) - 60-500 W (127 V) for incandescent and halogen lamps 60-600 VA (230 V) 60-300 VA (127 V) for halogen lamps with electronic transformer with leading edge behaviour 60-1000 VA (230 V) - 60-500 VA (127 V) for halogen lamps with ferromagnetic transformers

Ventilation control

Pack	Cat.Nos	Description
1	6 170 33	Conform to BS EN 60669-1 Fan control 250 V~ 50 Hz



Colour: White T084
 Material: Thermoplastic
 Dimensions: 86 x 86 x 9.5 mm (1 gang) / 86 x 146 x 9.5 mm (2 gang)
 Supplied with 2 screws M3.5 for BS boxes

Pack	Cat.Nos	Television sockets
10	6 171 20	Single TV socket, "F" type
10	6 171 23	Double TV socket, female + "F" type
10	6 171 27	Double female TV socket
10	6171 22	TV female pass through
10	6171 26	TV female terminal
Telephone sockets		
10	6 170 97	RJ 11 socket
10	6 170 98	Double RJ 11 socket
10	6 170 94	RJ 11 + RJ 45 Cat.5e UTP socket

Pack	Cat.Nos	Data sockets
10	6 170 90	RJ 45 Cat.5e UTP
10	6 170 91	RJ 45 Cat.6 UTP
10	6 170 92	Double RJ 45 Cat.6 UTP
Key card switch		
1	6 170 12	16 A - 230 V - 50 Hz Time delay of approx. 30 s after card removal
Hotel bedrooms call indicators		
10	6 170 13	2 settings : - Do not disturb - Please clean the room Indicator lamp + bell push Installed in the corridor, display calls
10	6 170 14	Internal control unit Installed in the room, allows the user to select the desired setting
Shaver socket		
1	6 170 68	Conform to BS 61558 115/230 V - 20 VA - 50/60 Hz Surface or flush-mounting, back box to be min. 47 mm deep - 2 gang
Security switch		
1	6 170 19	1 A resistive - 250 V~ Panic button

Belanko™

socket outlets, fused connection units and cable outlets



6 171 41



6 170 46



6 170 67



6 170 81

Colour: White T084. Material: Thermoplastic with glossy finish
 Dimensions: 86 x 86 x 9.5 mm (1 gang) / 86 x 146 x 9.5 mm (2 gang). Supplied with 2 screws M3.5 for BS boxes

Pack	Cat.Nos	British Standard socket outlets
		13 A - 250 V~ Conform to BS 1363-2
10	6 170 40	1 gang unswitched
5	6 170 45	2 gang unswitched
10	6 170 41	1 gang single pole switched
5	6 170 46	2 gang single pole switched
10	6 170 42	1 gang single pole switched + neon
5	6 170 47	2 gang single pole switched + neon
10	6 171 41	1 gang single pole switched with external rocker
5	6 171 46	2 gang single pole switched with inboard rockers
		15 A - 250 V~ Conform to BS 546
10	6 170 50	1 gang unswitched
10	6 170 51	1 gang single pole switched

Pack	Cat.Nos	Multistandard socket outlet (for export only)
10	6 170 67	Switched socket
		Fused connection units
		13 A Conform to BS 1363-4
10	6 170 80	Unswitched + cord outlet
10	6 170 81	Switched + cord outlet
10	6 170 82	Switched + neon + cord outlet
		2 A
10	6170 80-2	Unswitched + cord outlet
10	6170 81-2	Switched + cord outlet
10	6170 82-2	Switched + neon + cord outlet
		Cable outlets Conform to BS 5733
10	6170 85	20 A - 250 V~
10	6170 86	45 A - 250 V~

Belanko™

surface-mounting boxes, accessories and blanking plates



6 171 31 + 6 170 42



6 133 51



613249SR


Pack	Cat.Nos	Fixing accessories
100	6 171 30	Screw caps
2	6 171 31	Splash-proof cover Mainly for socket protection IP 44 with or without plug engaged Space inside : 86 x 86 mm (for Belanko, Mallia and Synergy products)
Blanking plates		
10	6 171 28	Conform to BS 5733 1 gang
10	6 171 29	2 gang
Surface-mounting boxes		
10	6 133 49	Conform to BS 5733 depth 35 mm Architrave surface box
8	6 133 50	1 gang surface box - 86 x 86 mm Supplied with earth terminal
4	6 133 51	2 gang surface box - 86 x 146 mm Supplied with earth terminal
Battenholder		
50	6 132 49	Conform to BS EN 61184 2 A B 22 lampholder
Screwed head lamp holder		
50	6 132 49SR	Conform to BS EN 60238 4 A E 27 lampholder
Battenholder		
200	853SP	Conform to BS EN 61184 Base for lampholder surface

Belanko™


dimmers

Choose your brightness adjustment - Dimmer Cat.Nos 6 170 31 - 1000 W


Push ON/OFF and rotary dimming




Push to turn ON



Rotate for brightness adjustment



Push to turn OFF
When pushed OFF, the dimmer memorizes the light level for the next switching ON



Push ON
The light level will be restored as previously memorized