

## LED self-contained emergency

### exit sign



6 608 91-LED



6 608 94-LED



Dimensions **see p. 89**

Pack	Cat.Nos	LED self-contained emergency exit sign
		<p>Comply with PPA/104(A) (4<sup>th</sup> edition)                      Metal body with powder coated housing                      Fire retardant                      Ease of maintenance and installation                      Maintained mode with automatic changeover from AC to DC supply within 5 seconds under emergency mode                      Discharge duration of at least 2 hours and recharge duration of 12 hour                      Standard battery supplied of Ni-Cad type                      Complies with BSEN 61436                      Test on "Legrand" self-contained emergency exit sign box in accordance with Specification BS.5266-1 Code of practice for emergency lighting of premises. BS.5499-3:1990                      Specification for internally illuminated fire safety signs. BS.1838 Lighting applications. FSD Code of practice circular letter No.5/2008 and Code of practice for minimum fire service installation and equipment:2005 Clause 5.10 for Exit sign                      Colour and Text comply to the specification of Hong Kong Fire Service Department                      Complete with power pack, batteries, fluorescent tube test button with indicator light and single-sided plate</p> <p><b>Exit sign box</b></p>
1	6 608 91-LED	3 W (size : 340mm x 180mm x 60mm)
1	6 608 97-LED	3 W (size : 415mm x 180mm x 60mm)
1	6 608 93-LED	3 W (size : 610mm x 180mm x 60mm)
		<b>Exit sign plate</b>
1	6 608 92-LED	3 W (size : 365mm x 85mm x 45mm)
1	6 608 98-LED	3 W (size : 450mm x 85mm x 45mm)
1	6 608 94-LED	3 W (size : 610mm x 85mm x 45mm)
		<b>Exit sign plate (recess mounted)</b>
1	6 608 92-LED-R	3 W (size : 365mm x 85mm x 45mm)
1	6 608 98-LED-R	3 W (size : 450mm x 85mm x 45mm)
1	6 608 94-LED-R	3 W (size : 610mm x 85mm x 45mm)

## LED twin-spot light



6 431 62FS



6 431 62



6 431 62FL

Pack	Cat.Nos	LED Twin-spot light
		<p>This twin-spot self-contained luminaire able to provide high visibility anti-panic lighting when mains failure. So it is ideal for use at warehouses, restaurants, nightclubs, workshops, supermarkets and public areas                      In a mains supply failure, the lamp will remain lit for at least 2 hours</p> <p><b>LED Emergency twin-spot light</b></p>
1	6 431 62	<p>Comply with PPA/104(A) (4<sup>th</sup> edition)                      4,8 V sealed lead acid battery                      Lamp output 2 x 1 W                      Bulb 2 x 1 W LED                      LED indications :                      Red LED as charge monitor                      Green LED as standby mode                      All LEDs switch off as twin-spot light is discharging</p>
		<b>LED self-contained emergency light (flush mounted type)</b>
		<p>Comply with PPA/104(A) (4<sup>th</sup> edition)                      Ceiling type                      4,8 V sealed lead acid battery                      Lamp output 2 x 1 W                      Bulb 2 x 1 W LED                      LED indications :                      Red LED as charge monitor                      Green LED as standby mode                      All LEDs switch off as twin-spot light is discharging</p>
1	6 431 62FL	Size : 345mm(L) x 155mm(H)
1	6 431 62FS	Size : 270mm(L) x 150mm(H)

### Remarks :

The following specification is available upon request. Please further add following suffix for special version exit sign:-

**Example :**  
**15 W double-sided exit sign box of the Reference Number = 6608 97-DB**



Nickel Metal Hydric (Ni-MH) batteries : "MH"  
 Discharge duration of 3 hours : "3H"  
 Double side version : "DB"  
 HKHA version : "HA"  
 Vertical version : "VT"

## LED self-contained emergency exit sign

## LED twin-spot light

### ■ Dimensions (mm)

#### LED exit sign box



	L	H	D
6608 91-LED	340	180	60
6608 97-LED	415	180	60
6608 93-LED	610	180	60

#### LED exit sign plate



	L	H	D
6608 92-LED	365	85	45
6608 98-LED	450	85	45
6608 94-LED	610	85	45

### ■ Various exit sign legend are available as follows:

Please add the following suffix to the Cat.Nos for the choice of non-standard legend

Standard



Suffix : Standard Green



Suffix : "PLW"



Suffix : "PLG"



Suffix : "PRW"



Suffix : "PRG"



Suffix : "PUW"



Suffix : "PUG"



Suffix : "PDW"



Suffix : "PDG"



Suffix : "SW"



Suffix : "SG"



Suffix : "PLRW"



Suffix : "PLRG"



### Macau Series

Suffix : "MA1"



Suffix : "MAD"



Suffix : "MAR"



Suffix : "MA2"



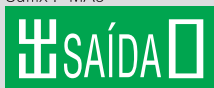
Suffix : "MAU"



Suffix : "MAL"



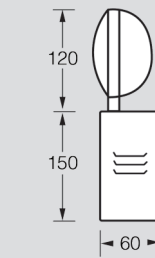
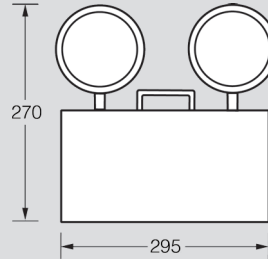
Suffix : "MA3"



### ■ Dimensions (mm)

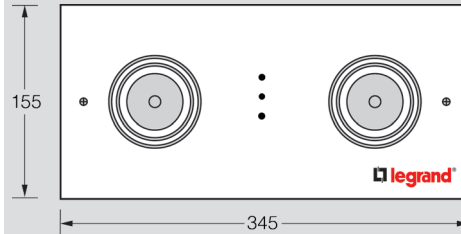
#### LED Emergency twin-spot light

Cat. Nos 6431 62



#### LED self-contained emergency light (flush mounted type)

Cat. Nos 6431 62FL



Cat. Nos 6431 62FS

